

Economic vital signs

Quarterly trends, data and indicators 2023


U.S. economic growth in Q3 2023



4.9%
(annualized est.)
up from 2.4% in Q2 2023

Unemployment rates

July
3.5%
+187,000



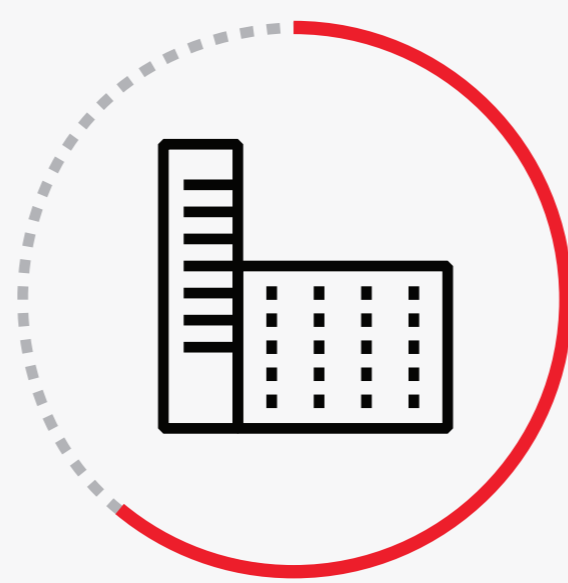
August
3.8%
+187,000



September
3.8%
+336,000



Non-residential construction 2023 growth forecast

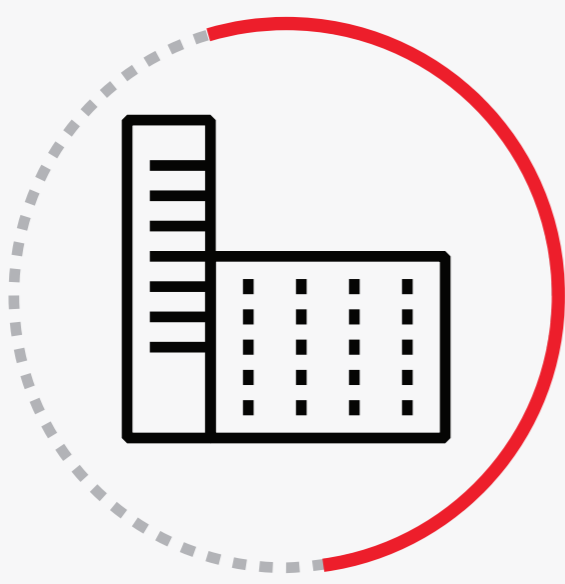


+11.9%

Total construction spending



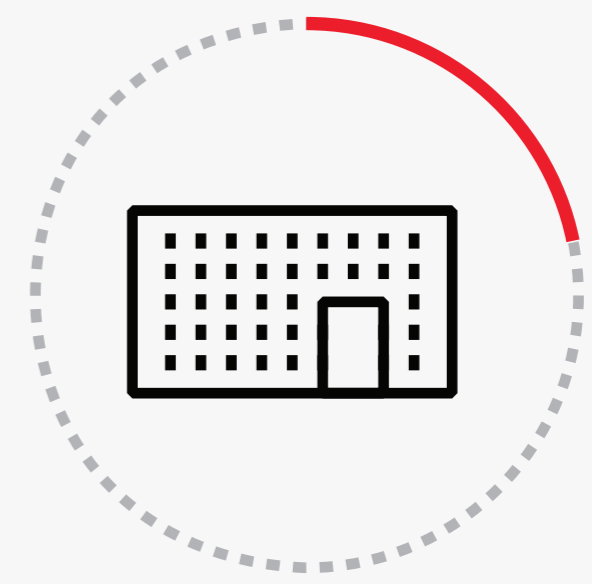
+8.7%
from Sept 2022



Non-residential
19.0%
from Sept 2022



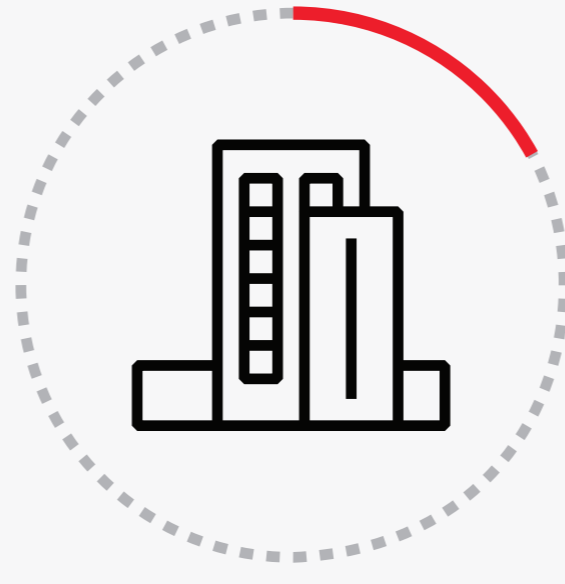
Educational
18.8%
from Sept 2022



Office
9.0%
from Sept 2022



Healthcare
15.2%
from Sept 2022



Commercial
7.8%
from Sept 2022



Waste water
26.3%
from Sept 2022

Electrical equipment and components

Shipments
10.7%
Aug YTD



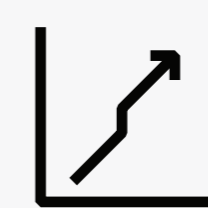
Orders
6.3%
Aug YTD



Manufacturing growth pace continues to contract in Q3



Production increased this quarter



Q3 electrical equipment sector shows growth