



# Economic Vital Signs

Quarterly trends, data and indicators  
2021



## U.S. Economic Growth in Q3 2021

▼ **2.0%** (annualized est.)  
Down from 6.7% in Q2 2021



## Unemployment Rates

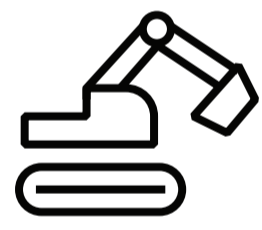
July	August	September
<b>5.4%</b>	<b>5.2%</b>	<b>4.8%</b>
+943,000 jobs	+235,00 jobs	+194,000 jobs




## Non-residential Construction

2021 Growth Forecast

▼ **-6.7%**




**Total Construction Spending**  
▲ **7.8%**  
from Sept 2020



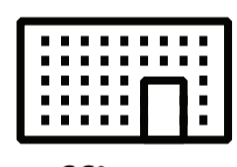
### Non-Residential

▼ **1.3%**  
from Sept 2020



### Educational

▼ **7.0%**  
from Sept 2020




### Office

▼ **3.2%**  
from Sept 2020



### Healthcare

▲ **2.0%**  
from Sept 2020



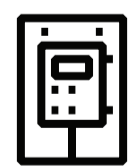
### Commercial

▲ **10.3%**  
from Sept 2020



### Water Wastewater


▲ **6.5%**  
from Sept 2020



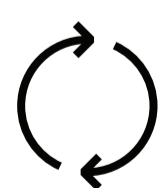
## Electrical Equipment and Components



Shipments  
▲ **10.9%**  
Aug YTD



Orders  
▲ **15.1%**  
Aug YTD



**Manufacturing continues to accelerate but at a slower pace**



Production growing slower



16th straight month of expansion  
New orders continue to rise

See Full Report